



SIRIUS SOFT STARTER, S3, 106A,
55KW/400V, 40 DEGR., AC 200-480V,
AC/DC 110-230V, SCREW TERMINALS

General details:

product brand name		SIRIUS
Product equipment		
• integrated bridging contact system		Yes
• thyristors		Yes
Product function		
• intrinsic device protection		Yes
• motor overload protection		Yes
• evaluation of thermal resistor motor protection		No
• reset external		Yes
• adjustable current limitation		Yes
• inside-delta circuit		No
Product component / outlet for enine brake		No
Item designation		
• according to DIN EN 61346-2		Q
• according to DIN 40719 extendable after IEC 204-2 / according to IEC 750		G

Power Electronics:

product designation		soft starters for standard applications
Operating current		

• at 40 °C / rated value	A	106
• at 50 °C / rated value	A	98
• at 60 °C / rated value	A	90
Emitted mechanical power / for three-phase servomotors		
• at 230 V / at standard switching / at 40 °C		
• rated value	W	30,000
• at 400 V / at standard switching / at 40 °C		
• rated value	W	55,000
yielded mechanical performance (hp) / for three-phase squirrel cage motors / at 200/208 V / at standard circuit / at 50 °C / rated value	hp	30
Operating frequency		
• rated value	Hz	50 ... 60
Relative negative tolerance / of the operating frequency	%	-10
Relative positive tolerance / of the operating frequency	%	10
Operating voltage / with standard circuit / rated value	V	200 ... 480
Relative negative tolerance / of the operating voltage / with standard circuit	%	-15
Relative positive tolerance / of the operating voltage / with standard circuit	%	10
Minimum load in % of I_M	%	20
Adjustable rated current / of the motor / for motor overload protection / minimum	A	46
Continuous operating current in % of I_e / at 40°C	%	115
Active power loss / at operating current / at 40°C / during operating phase / typical	W	21

Control electronics:		
Type of voltage / of the controlled supply voltage		AC/DC
Control supply voltage frequency / 1 / rated value	Hz	50
Control supply voltage frequency / 2 / rated value	Hz	60
Relative negative tolerance / of the control supply voltage frequency	%	-10
Relative positive tolerance / of the control supply voltage frequency	%	10
Control supply voltage / 1 / at 50 Hz / for AC	V	110 ... 230
Control supply voltage / 1 / at 60 Hz / for AC	V	110 ... 230
Relative negative tolerance / of the control supply voltage / at 60 Hz / for AC	%	-15
Relative positive tolerance / of the control supply voltage / at 60 Hz / for AC	%	10
Control supply voltage / 1 / for DC	V	110 ... 230

Relative negative tolerance / of the control supply voltage / for DC	%	-15
Relative positive tolerance / of the control supply voltage / for DC	%	10
Type of display / for fault signal		red

Mechanical design:		
Size of the engine control device		S3
Width	mm	70
Height	mm	170
Depth	mm	190
Type of mounting		screw and snap-on mounting
mounting position		With additional fan: With vertical mounting surface +/- 90° rotatable, with vertical mounting surface +/- 22.5° tiltable to the front and back Without additional fan: With vertical mounting surface +/-10° rotatable, with vertical mounting surface +/- 10° t
Distance, to be maintained, to the ranks assembly		
• upwards	mm	60
• sideways	mm	30
• downwards	mm	40
Installation altitude / at a height over sea level	m	5,000
Cable length / maximum	m	300
Number of poles / for main current circuit		3










Electrical connections:		
Design of the electrical connection		
• for main current circuit		screw-type terminals
• for auxiliary and control current circuit		screw-type terminals
Number of NC contacts / for auxiliary contacts		0
Number of NO contacts / for auxiliary contacts		2
Number of change-over switches / for auxiliary contacts		1
Type of the connectable conductor cross-section / for main contacts / for box terminal / when using the front clamping point		
• solid		2x (2.5 ... 16 mm ²)
• finely stranded / with conductor end processing		2.5 ... 35 mm ²
• stranded		4 ... 70 mm ²
Type of the connectable conductor cross-section / for main contacts / for box terminal / when using the back clamping point		
• solid		2x (2.5 ... 16 mm ²)
• finely stranded / with conductor end processing		2.5 ... 50 mm ²
• stranded		10 ... 70 mm ²

Type of the connectable conductor cross-section / for main contacts / for box terminal / when using both clamping points <ul style="list-style-type: none"> • solid • finely stranded / with conductor end processing • stranded 		2x (2.5 ... 16 mm ²) 2x (2.5 ... 35 mm ²) 2x (10 ... 50 mm ²)
Type of the connectable conductor cross-section / for AWG conductors / for main contacts / for box terminal <ul style="list-style-type: none"> • when using the back cl • when using the front c • when using both clampi 		2x (10 ... 1/0) 2x (10 ... 1/0) 10 ... 2/0
Type of the connectable conductor cross-section / for DIN cable lug / for main contacts <ul style="list-style-type: none"> • finely stranded • stranded 		2 x (10 ... 50 mm ²) 2x (10 ... 70 mm ²)
Type of the connectable conductor cross-section <ul style="list-style-type: none"> • for AWG conductors / for main contacts 		2x (7 ... 1/0)
Type of the connectable conductor cross-section <ul style="list-style-type: none"> • for auxiliary contacts <ul style="list-style-type: none"> • solid • finely stranded / with conductor end processing • for AWG conductors / for auxiliary contacts <ul style="list-style-type: none"> • finely stranded / with wire end proc 		2x (0.5 ... 2.5 mm ²) 2x (0.5 ... 1.5 mm ²) 2x (20 ... 14) 2x (20 ... 16)

Ambient conditions:

Ambient temperature <ul style="list-style-type: none"> • during operating • during storage 	°C °C	-25 ... +60 -40 ... +80
Derating temperature	°C	40
Protection class IP		IP00

Certificates/approvals:

General Product Approval			EMC	For use in hazardous locations	
 CCC	 CSA	 GOST	 UL	 C-TICK	 ATEX
Test Certificates	Shipping Approval		other		
Type Test Certificates/Test Report	 GL	 LRS	 PRS	Declaration of Conformity	Environmental Confirmations

UL/CSA ratings

yielded mechanical performance (hp) / for three-phase squirrel cage motors

- at 220/230 V / at standard circuit
 - at 50 °C / rated value
- at 460/480 V / at standard circuit
 - at 50 °C / rated value

hp

30

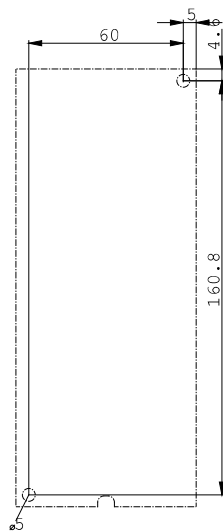
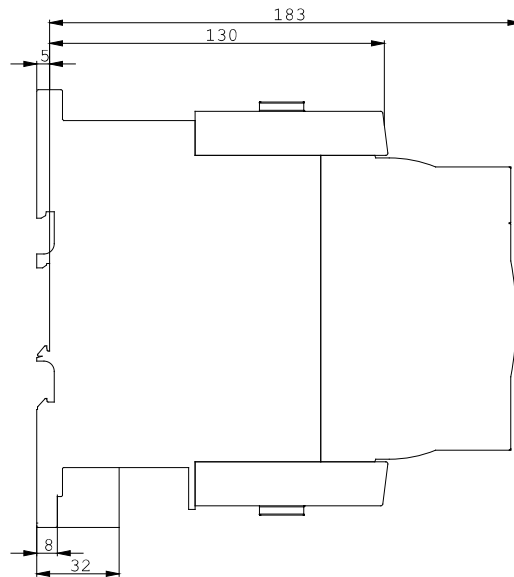
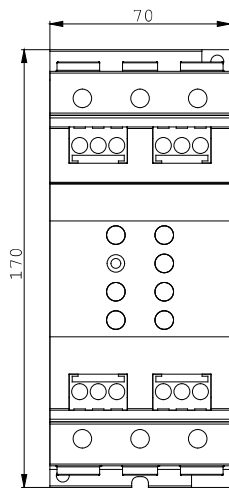
hp

75

Contact rating designation / for auxiliary contacts / according to UL

B300 / R300

Further information:**Information- and Downloadcenter (Catalogs, Brochures,...)**<http://www.siemens.com/industrial-controls/catalogs>**Industry Mall (Online ordering system)**<http://www.siemens.com/industrial-controls/mall>**CAX-Online-Generator**<http://www.siemens.com/cax>**Service&Support (Manuals, Certificates, Characteristics, FAQs,...)**<http://support.automation.siemens.com/WW/view/en/3RW4047-1BB14/all>**Image database (product images, 2D dimension drawings, 3D models, device circuit diagrams, ...)**http://www.automation.siemens.com/bilddb/cax_en.aspx?mlfb=3RW4047-1BB14



last change:

Feb 7, 2013