

# Universal DLP trunking

bodies and finishing accessories

White  
length: 2 m

TRUNKING			TRUNKING AND ACCESSORIES						ANGLES		
Number of compartments	Covers width (mm)	Size (mm)	Body and covers complete	Separation	Clips	Base joints <sup>(1)</sup>	Cover joints	End cap	Internal angle <sup>(2)</sup> 85 to 95°	External angle <sup>(2)</sup> 60 to 120°	Flat angle
<b>UNIVERSAL DLP TRUNKING - 65 mm COVER</b>											
1		50 x 80	0 104 62	0 105 82	0 106 81	0 106 92 or 0 106 91	0 108 01	0 107 22	0 106 02	0 106 22	0 107 67
		50 x 105	0 104 24	0 105 82	0 106 81	0 106 96	0 108 01	0 107 00	0 106 05	0 106 19	0 107 86
2		50 x 150	0 104 27	0 105 82	0 106 81	0 106 92 or 0 106 91	2 x 0 108 01	0 107 03	0 106 06	0 106 35	0 107 89
3		50 x 170	0 104 67	0 105 82	0 106 82	0 106 92 or 0 106 91	2 x 0 108 00 + 0 108 01	0 107 10	0 106 50	0 106 38	0 107 98
<b>UNIVERSAL DLP TRUNKING - 85 mm COVER</b>											
1		35 x 105	0 104 63	0 105 82	0 106 82	0 106 92 or 0 106 91	0 108 02	0 107 01	0 106 01	0 106 21	0 107 84
		50 x 105	0 104 64	0 105 82	0 106 82	0 106 92 or 0 106 91	0 108 02	0 107 02	0 106 02	0 106 22	0 107 85
2		50 x 195	0 104 70	0 105 82	0 106 82	0 106 92 or 0 106 91	2 x 0 108 02	0 107 11	0 106 06	0 106 35	0 107 92

1: 0 106 92: base joint for aligning bases, 0 106 91: base joint, attached with adhesive  
2: Internal and external angles include partition junction(s) for installation with multi-compartment trunking

# Universal DLP trunking

wiring accessories supports and back boxes

SUPPORTS FOR ARTEOR AND MOSAIC		Cover width		UNIVERSAL SUPPORTS FOR 60 mm FIXING CENTRES WIRING ACCESSORIES (Galea, Valena, Niloé)		Cover width		BACK BOXES FOR BRITISH STANDARD RANGES (Belanko, Mallia, Synergy)			
		65 mm	85 mm			85 mm				Depth 25 mm	Depth 35 mm
2 modules		0 109 52	0 109 92	1 gang		0 109 13		1 gang		6 208 16	6 208 17
4 modules		0 109 54	0 109 94	2 gang		0 109 23		2 gang		6 208 26	6 208 27
6 modules		0 109 56	0 109 96	3 gang		0 109 33					
8 modules		0 109 58	0 109 98								

# Universal DLP trunking

## junctions

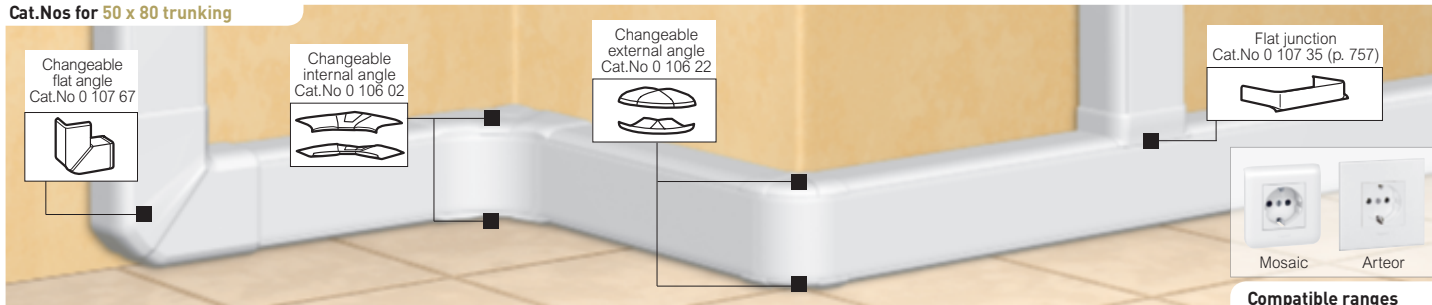
Size (mm)	FLAT JUNCTIONS					ANGLED JUNCTIONS		
	Flat junctions to width 80 mm	Flat junctions to width 105 mm			Flat junctions			
	With 65 mm cover	With 85 mm cover		With 65 mm cover	With same trunking	With 85 mm cover		With 65 mm cover
50 x 80	35 x 105	50 x 105	50 x 105	35 x 105		50 x 105	50 x 105	
50 x 80  Cat.No 0 104 62	0 107 35	-	-	-	0 107 35	-	-	-
50 x 105  Cat.No 0 104 24	0 107 39	0 107 40	-	0 107 40	0 107 40	0 107 65 + 0 106 05	0 107 65 + 0 106 05	0 107 65 + 0 106 05
50 x 150  Cat.No 0 104 27	0 107 35	0 107 36	0 107 36	0 107 37	0 107 32 x 2	0 107 63 + 0 106 06	0 107 63 + 0 106 06	0 107 63 + 0 106 06
50 x 170  Cat.No 0 104 67	0 107 35	0 107 36	0 107 36	0 107 37	0 107 32 x 2	0 107 63 + 0 106 50	0 107 63 + 0 106 50	0 107 63 + 0 106 50
35 x 105  Cat.No 0 104 63	-	-	-	-	0 107 36	-	-	-
50 x 105  Cat.No 0 104 64	0 107 35	0 107 36	0 107 36	0 107 37	0 107 36	0 107 63 + 0 106 02	0 107 63 + 0 106 02	0 107 63 + 0 106 02
50 x 195  Cat.No 0 104 70	0 107 35	0 107 36	0 107 36	0 107 37	0 107 32 x 2	0 107 63 + 0 106 06	0 107 63 + 0 106 06	0 107 63 + 0 106 06

# Universal DLP trunking

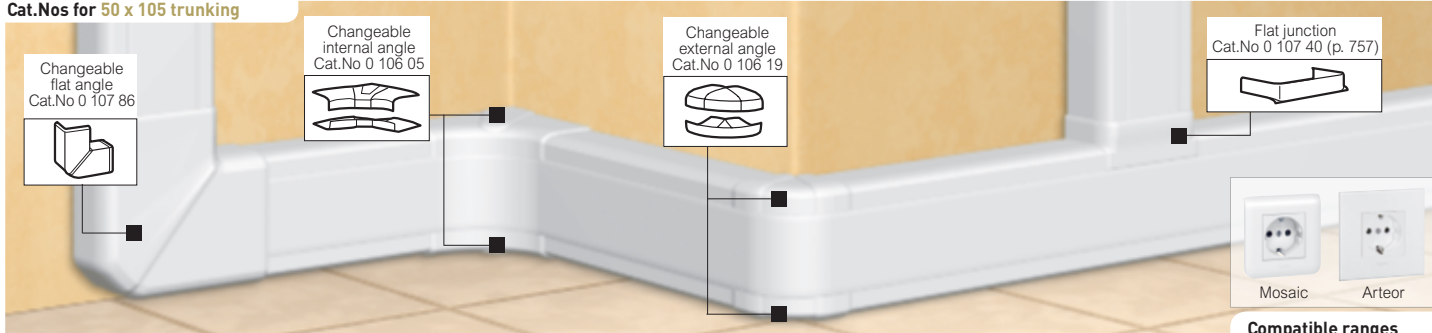
## wiring accessories

MOSAIC SOCKET OUTLETS - GERMAN STANDARD					MOSAIC SOCKET OUTLETS - GERMAN STANDARD				
		Standard	Red	Tamperproof			Standard	Red	Tamperproof
<b>AUTOMATIC TERMINALS</b>					<b>SCREW TERMINALS</b>				
2P+E, 2 modules		0 774 01	-	0 774 21	2P+E, 2 modules		0 776 01	-	0 776 21
2 x 2P+E, 4 modules		0 774 02	0 774 12	0 774 22	2 x 2P+E, 4 modules		0 776 02	0 776 12	0 776 22
3 x 2P+E, 6 modules		0 774 03	0 774 13	0 774 23	3 x 2P+E, 6 modules		0 776 03	0 776 13	0 776 23
4 x 2P+E, 8 modules		0 774 04	-	0 774 24	4 x 2P+E, 8 modules		0 776 04	-	0 776 24
<b>AUTOMATIC TERMINALS WIELAND</b>									
2 x 2P+E, 4 modules		4 500 00	4 500 02	-					
3 x 2P+E, 6 modules		4 500 01	4 500 03	-					
<b>AUTOMATIC TERMINALS WAGO WINSTA</b>									
2 x 2P+E, 4 modules		4 500 10	4 500 12	-					
3 x 2P+E, 6 modules		4 500 11	4 500 13	-					

### Cat.Nos for 50 x 80 trunking

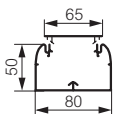


### Cat.Nos for 50 x 105 trunking

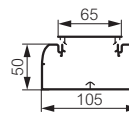


Selection chart **p. 752-753**  
Wiring capacity chart **see e-catalogue**

Pack	Cat.Nos	Universal trunking 50 x 80
20 <sup>1</sup>	0 104 62	<b>Trunking without partition</b> Supplied with: - one 50 x 80 mm body - one flexible 65 mm width cover Fits onto the whole trunking including in internal and external angles Installation: can be used with Mosaic/Arteor ranges or DIN rail equipment Length 2 m
24 <sup>1</sup>	0 105 82	<b>Partition</b> Separation partition Length 2 m
20	0 106 91	<b>Joints</b> Body joint For aligning bases during installation
20	0 106 92	Body joint, attached with adhesive (fit at the end of installation)
10	0 108 01	Cover joint for 65 mm cover



Pack	Cat.Nos	Universal trunking 50 x 105
12 <sup>1</sup>	0 104 24	<b>Trunking without partition</b> Supplied with: - one 50 x 105 mm body - one flexible 65 mm width cover Fits onto the whole trunking including in internal and external angles Installation: can be used with Mosaic/Arteor ranges or DIN rail equipment Length 2 m
24 <sup>1</sup>	0 105 82	<b>Partition</b> Separation partition Length 2 m
20	0 106 96	<b>Joints</b> Body joint For aligning bases during installation
10	0 108 01	Cover joint for 65 mm cover



Pack	Cat.Nos	Angles and end cap for universal trunking 50 x 80
10	0 106 02	<b>Internal and external bends</b> Include the 2 components for the top and bottom of the trunking on which the flexible cover is fitted Changeable internal bend, from 85° to 95° for 50 x 80/50 x 105/50 x 150 and 50 x 195 mm trunkings
10	0 106 22	Changeable external bend, from 60° to 120° for 50 x 80/50 x 105/50 x 150 and 50 x 195 mm trunkings
10	0 107 67	<b>Flat angle</b> 90° flat angle
10	0 107 22	<b>End cap</b> Left or right end cap


Pack	Cat.Nos	Angles and end cap for universal trunking 50 x 105
10	0 106 05	<b>Internal and external bends</b> Include the 2 components for the top and bottom of the trunking on which the flexible cover is fitted Changeable internal bend, from 85° to 95° for 50 x 105 mm trunkings
10	0 106 19	Changeable external bend, from 60° to 120° for 50 x 105 mm trunkings
10	0 107 86	<b>Flat angle</b> 90° flat angle
20	0 107 00	<b>End cap</b> Left or right end cap

1: Number of metres in pack

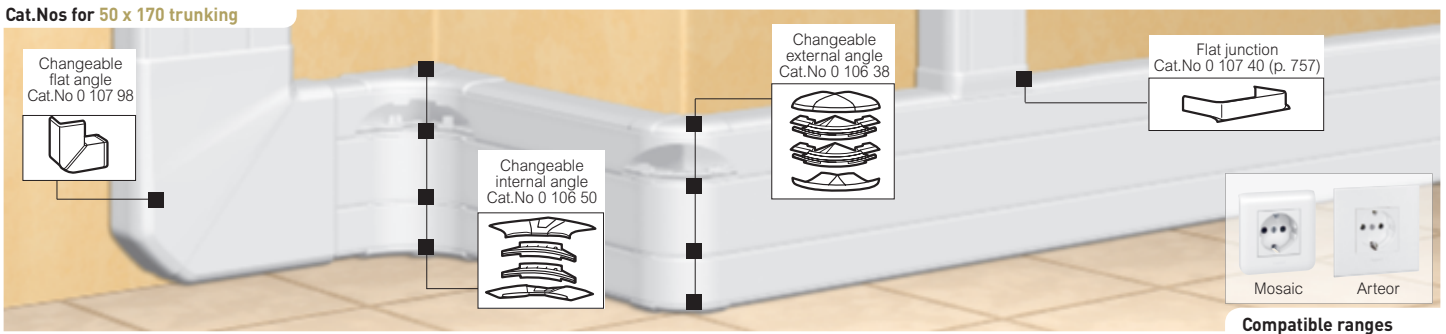
# Universal DLP trunking 50 x 150 and 50 x 170 - 65 mm cover

White  
length: 2 m

## Cat.Nos for 50 x 150 trunking

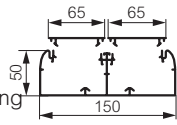


## Cat.Nos for 50 x 170 trunking

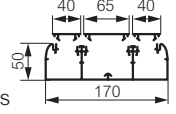


Selection chart **p. 752-753**  
Wiring capacity chart **see e-catalogue**

Pack	Cat.Nos	Universal trunking 50 x 150
12 <sup>1</sup>	0 104 27	<b>Trunking with partition</b> Supplied with: - one 50 x 150 mm body - two flexible 65 mm width covers Fits onto the whole trunking including in internal and external angles Installation: can be used with Mosaic/Arteor ranges or DIN rail equipment Length 2 m
24 <sup>1</sup>	0 105 82	<b>Partition</b> Separation partition Length 2 m
20	0 106 91	<b>Joints</b> Body joint For aligning bases during installation
20	0 106 92	Body joint, attached with adhesive (fit at the end of installation)
10	0 108 01	Cover joint for 65 mm cover



Pack	Cat.Nos	Universal trunking 50 x 170
4 <sup>1</sup>	0 104 67	<b>Trunking with partition</b> Supplied with: - one 50 x 170 mm body - one flexible 65 mm width cover and two flexible 40 mm width covers Fits onto the whole trunking including internal and external angles Installation: can be used with Mosaic/Arteor ranges or DIN rail equipment Length 2 m
24 <sup>1</sup>	0 105 82	<b>Partition</b> Separation partition Length 2 m
20	0 106 91	<b>Joints</b> Body joint For aligning bases during installation
20	0 106 92	Body joint, attached with adhesive (fit at the end of installation)
10	0 108 01	Cover joint for 65 mm cover
10	0 108 00	Cover joint for 40 mm cover



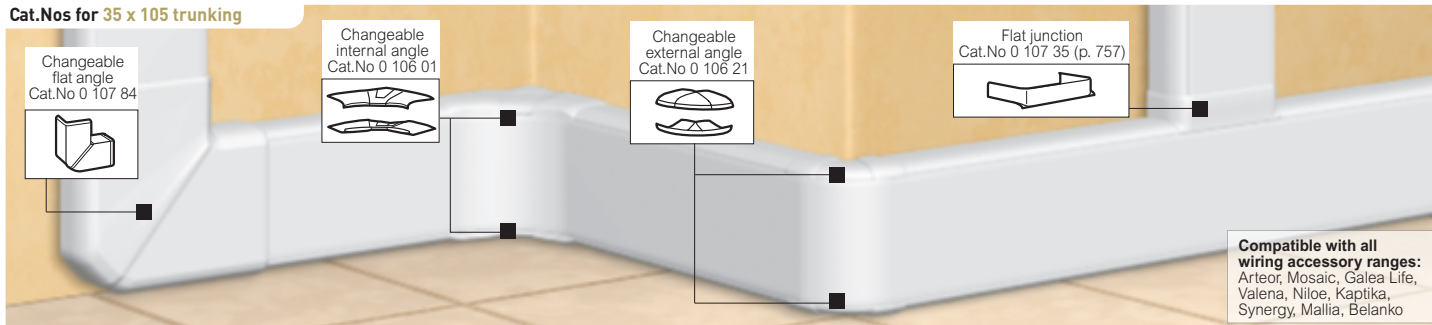
Angles and end cap for universal trunking 50 x 150		
<b>Internal and external bends</b> Include the 3 components making the angle (parts for the top and bottom and the partition junction) on which the flexible cover is fitted		
5	0 106 06	Changeable internal bend, from 85° to 95° for 50 x 150 and 50 x 195 mm trunkings
5	0 106 35	Changeable external bend, from 60° to 120° for 50 x 150 and 50 x 195 mm trunkings
5	0 107 89	<b>Flat angle</b> 90° flat angle
10	0 107 03	<b>End cap</b> Left or right end cap

Angles and end cap for universal trunking 50 x 170		
<b>Internal and external bends</b> Include the 4 components making the angle (parts for the top and bottom and the 2 partition junctions) on which the flexible cover is fitted		
5	0 106 50	Changeable internal bend, from 85° to 95° for 50 x 170 and 50 x 195 mm trunkings
5	0 106 38	Changeable external bend, from 60° to 120° for 50 x 170 and 50 x 195 mm trunkings
2	0 107 98	<b>Flat angle</b> 90° flat angle
5	0 107 10	<b>End cap</b> Left or right end cap

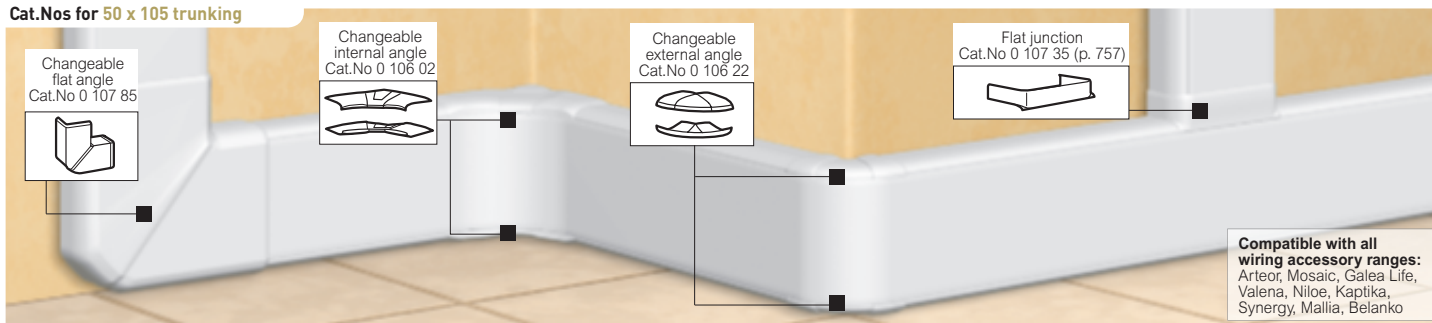
1: Number of metres in pack

Junctions and accessories  
**p. 757**




### Cat.Nos for 35 x 105 trunking

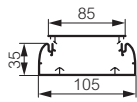





### Cat.Nos for 50 x 105 trunking

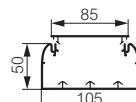






Selection chart **p. 752-753**  
Wiring capacity chart **see e-catalogue**





Pack	Cat.Nos	Universal trunking 35 x 105
20'	0 104 63	<b>Trunking without partition</b> Supplied with: - one 35 x 105 mm body - one flexible 85 mm width cover Fits onto the whole trunking including in internal and external angles Installation: can be used with Mosaic/Arteor ranges or DIN rail equipment Length 2 m
24'	0 105 82	<b>Partition</b>  Separation partition Length 2 m
20	0 106 91	<b>Joints</b>  Body joint For aligning bases during installation
20	0 106 92	Body joint, attached with adhesive (fit at the end of installation)
10	0 108 02	 Cover joint



Pack	Cat.Nos	Universal trunking 50 x 105
16'	0 104 64	<b>Trunking without partition</b> Supplied with: - one 50 x 105 mm body - one flexible 85 mm width cover Fits onto the whole trunking including in internal and external angles Installation: can be used with Mosaic/Arteor ranges or DIN rail equipment Length 2 m
24'	0 105 82	<b>Partition</b>  Separation partition Length 2 m
20	0 106 91	<b>Joints</b>  Body joint For aligning bases during installation
20	0 106 92	Body joint, attached with adhesive (fit at the end of installation)
10	0 108 02	 Cover joint



Angles and end cap for universal trunking 35 x 105		
<b>Internal and external bends</b> Include the 2 components for the top and bottom of the trunking on which the flexible cover is fitted		
10	0 106 01	 Changeable internal bend, from 85° to 95° for 35 x 80 and 35 x 105 mm trunking
10	0 106 21	 Changeable external bend, from 60° to 120° for 35 x 80 and 35 x 105 mm trunking
10	0 107 84	<b>Flat angle</b>  90° flat angle
20	0 107 01	<b>End cap</b>  For 35 x 105 mm trunking

Angles and end cap for universal trunking 50 x 105		
<b>Internal and external bends</b> Include the 2 components for the top and bottom of the trunking on which the flexible cover is fitted		
10	0 106 02	 Changeable internal bend, from 85° to 95° for 50 x 80/50 x 105/50 x 150 and 50 x 195 mm trunkings
10	0 106 22	 Changeable external bend, from 60° to 120° for 50 x 80/50 x 105/50 x 150 and 50 x 195 mm trunkings
10	0 107 85	<b>Flat angle</b>  90° angle For 50 x 105 mm trunking
20	0 107 02	<b>End cap</b>  For 50 x 105 mm trunking

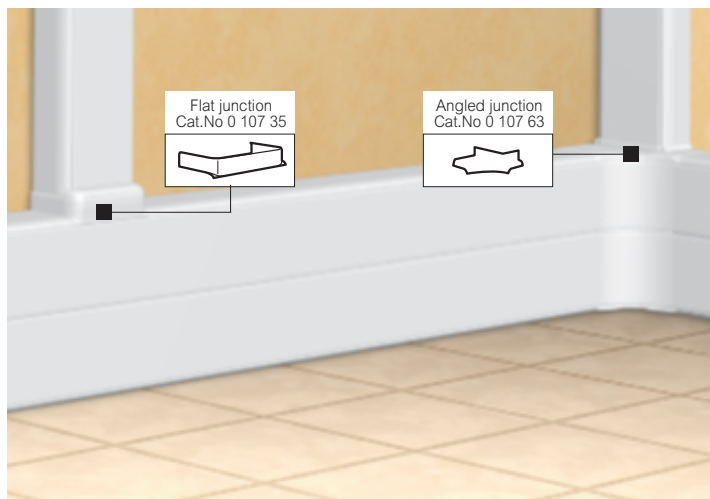
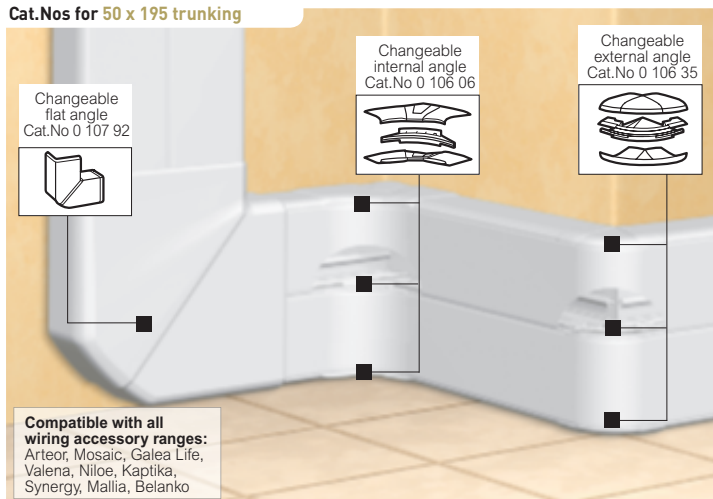
1: Number of metres in pack

# Universal DLP trunking 50 x 195 - 85 mm cover

White  
length: 2 m

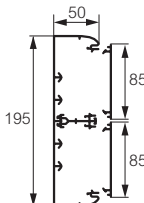
# Universal DLP trunking junctions and accessories

Cat.Nos for 50 x 195 trunking



Selection chart **p. 752-753**  
Wiring capacity chart **see e-catalogue**

Pack	Cat.Nos	Universal trunking 50 x 195
8'	0 104 70	<b>Trunking with partition</b> Supplied with: - one 50 x 195 mm body - two flexible 85 mm width covers Fits onto the whole trunking including in internal and external angles Installation: can be used with Mosaic/Arteor ranges or DIN rail equipment Length 2 m
24'	0 105 82	<b>Partition</b> Separation partition Length 2 m
20	0 106 91	<b>Joints</b> Body joint For aligning bases during installation
20	0 106 92	Body joint, attached with adhesive (fit at the end of installation)
10	0 108 02	Cover joint



Selection chart **p. 752-753**


Pack	Cat.Nos	Junctions
5	0 107 35	<b>Flat junctions</b> For tap-off to a 80 mm wide profile
5	0 107 39	For tap-off to a 80 mm wide profile
5	0 107 37	For tap-off to a 105 mm wide profile equipped with a 65 mm cover
5	0 107 36	For tap-off to a 105 mm wide profile equipped with a 85 mm cover
5	0 107 40	For tap-off to a 150 mm wide profile
5	0 107 63	<b>Angled junction</b> For tap-off in an internal angle to 35 x 105, 50 x 80, 50 x 105
5	0 107 65	For use with internal angle Cat.No 0 106 06
		For use with internal angle Cat.No 0 106 02

Pack	Cat.Nos	Angles and end cap for universal trunking 50 x 105
5	0 106 06	<b>Internal and external bends</b> Include the 3 components making the angle (parts for the top and bottom and the partition junction) on which the flexible cover is fitted Changeable internal bend, from 85° to 95° for 50 x 150 and 50 x 195 mm trunkings
5	0 106 35	Changeable external bend, from 60° to 120° for 50 x 150 and 50 x 195 mm trunkings
2	0 107 92	<b>Flat angle</b> 90° flat angle
5	0 107 11	<b>End cap</b> Left or right end cap

Pack	Cat.Nos	Accessories
50	0 106 82	Clip for 40, 65 and 85 mm covers
50	0 106 81	Clip for 65 mm covers
100	0 308 81	Base for clamp

1: Number of metres in pack


# Mosaic™ Programme socket outlets



Pack	Cat.Nos		Sockets for installation on DLP trunking - German standard	
			Mosaic sockets with shutters with connection at both sides for mounting on 65 and 85 mm cover DLP trunking in conjunction with supports and plates for trunking (see p. 752-753) Direct connection requiring no tools, intuitive disconnection without dismantling the support	
10	White 0 774 01	Tamperproof 0 774 21		2P+E
10	0 774 02	0 774 22		2 x 2P+E
10	0 774 03	0 774 23		3 x 2P+E
5	0 774 04	0 774 24		4 x 2P+E
10	Red 0 774 11			2P+E
10	0 774 12			2 x 2P+E
10	0 774 13			3 x 2P+E
5	0 774 14			4 x 2P+E
			<b>Automatic terminals - Wieland</b> Equipped with fast connectors Wieland GST18i3	
2	White 4 500 00	Red 4 500 02		2 x 2P+E
2	4 500 01	4 500 03		3 x 2P+E
			<b>Automatic terminals - Wago Winsta</b> Equipped with fast connectors Wago Winsta	
2	4 500 04	4 500 06		2 x 2P+E
2	4 500 05	4 500 07		3 x 2P+E

Pack	Cat.Nos		Sockets for installation on DLP trunking - German standard (continued)	
			<b>Screw terminals</b>	
10	White 0 776 01	Tamperproof 0 776 21		2P+E
10	0 776 02	0 776 22		2 x 2P+E
10	0 776 03	0 776 23		3 x 2P+E
5	0 776 04	0 776 24		4 x 2P+E
10	Red 0 776 11			2P+E
10	0 776 12			2 x 2P+E
10	0 776 13			3 x 2P+E
5	0 776 14			4 x 2P+E
10	0 502 99			<b>Tamperproof insert</b> Tamperproof insert for socket Fits directly into the plug

# Wiring accessories supports for DLP trunking



Pack	Cat.Nos	Supports for mounting Mosaic and Arteor wiring accessories
5	0 109 10	Click-on supports which can be fitted side by side Supplied with finishing plate <b>For 40 mm cover</b> 1 module 
20	0 109 52	<b>For 65 mm cover</b> 2 modules 
20	0 109 54	4 modules 
10	0 109 56	6 modules 
10	0 109 58	8 modules 
20	0 109 92	<b>For 85 mm cover</b> 2 modules 
20	0 109 93	3 modules 
20	0 109 94	4 modules 
10	0 109 96	6 modules 
10	0 109 98	8 modules 
10	0 109 27	Insulation unit for 2 modules Can be fitted together to create 4, 6 and 8 modules supports 

Pack	Cat.Nos	Supports for mounting Mosaic wiring accessories alongside the trunking
10	0 316 21	Use 1 frame plus 1 link accessory plus 1 slide for 35 mm width trunking and add 1 spacer for 50 mm width trunking Mosaic frames For 65, 85 and 130 mm covers 2 x 4 modules 
10	0 316 22	3 x 4 modules 

Pack	Cat.Nos	Universal supports for 60 mm fixing centres wiring accessories
10	0 109 13	For Galea Life, Valena, Suno, Cariva, Niloe and Kaptika For 85 mm cover 1 gang 
5	0 109 23	2 gang 
5	0 109 33	3 gang 

Pack	Cat.Nos	Mounting of Synergy, Mallia and Belanko wiring accessories
Back boxes for mounting British standard wiring accessories on 85 mm cover		
5	6 208 16	<b>Depth 25 mm</b> 1 gang 
5	6 208 26	2 gang 
5	6 208 17	<b>Depth 35 mm</b> 1 gang 
5	6 208 27	2 gang 

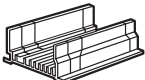



Pack	Cat.Nos	Supports for mounting Din-rail equipment wiring accessories
5	0 109 25	<b>For 65 mm cover</b> 2 modules 
5	0 109 35	<b>For 85 mm cover</b> 3 modules 






# Accessories

## universal DLP trunking



Pack	Cat.Nos	Cutting accessories for trunking
1	0 306 98	DLPlus cutting unit for PVC DLP For cutting all plastic bodies Avoids vibration when cutting bases and covers. Aluminium Dim.: 225 x 142 x 76 mm 
10	0 304 18	<b>Insulation accessory</b> Base joint. Adjustable wall insulation joint, supplied in 5 m lengths Provides continuity between the trunking and the wall, in particular in internal angles 
100	0 308 98	<b>Fixing accessories for trunking</b> For fixing all plastic profiles <b>Wall plugs for immediate fixing</b> No screws or nails required For mini-trunking 
100	0 308 99	For mini-trunking, skirting trunking and trunking 
12	0 309 49	<b>Cartridge of Neoprene</b> Adhesive for glue gun
200	0 308 97	<b>DLP rapid wall plug</b> For 10 mm min. plasterboard walls at least 20 mm away from the concrete surface For fixing DLP plastic trunking in a single operation Used with a special tool for drill (Ø8 mm), supplied in each pack of 200 wall plugs Tensile resistance: 25 kg
100	0 106 95	<b>Spit end cap for DLP trunking</b> For rapid fixing of trunkings with the Spit Pulsa 700 E (use 20 mm Spit nails)
10	0 313 50	<b>Junction boxes for DLP trunking</b> Fitted with current separator Cable entry possible via the bottom of the box
5	0 313 51	<b>White junction boxes</b> Dim.: 163 x 163 x 65 mm (except profile height 80 mm)
5	0 313 52	Dim.: 200 x 200 x 83 mm
5	0 313 52	Dim.: 250 x 250 x 83 mm
5	0 107 80	<b>VDI cable management accessories</b> To be fitted on the standard accessories (angles and junctions). For all trunking sizes except 35 x 80 trunking and in compartments with 40 mm width cover
5	0 107 81	Accessory for internal angle
5	0 107 81	Accessory for external angle
5	0 107 82	Accessory for flat angle
5	0 107 83	Accessory for flat junction

Pack	Cat.Nos	Junction and routing accessories
10	0 343 98	<b>Base for Nylobloc auto terminals</b> For up to 3 screwless connection terminals Nylobloc auto (Cat.Nos 0 343 22/23/25/28) Direct fixing: - in top of Plexo boxes and industrial plastic cabinets ≥ 130 x 130 mm - on flat bar 12 x 2 mm - in bottom of universal and aluminium DLP trunkings (from 50 x 80 mm) Screw fixing: - in bottom of Plexo boxes ≥ 105 x 105 mm and industrial plastic cabinets - universal Fixing on rail with accessory Cat.No 0 048 11 (p. 180) Accessible test socket Marking zone with felt tip pen Cat.No 0 395 98 (p. 284)
20	0 312 10	<b>Connection strips</b> Connection strips with 4 x 4 mm <sup>2</sup> terminals for junction boxes
100	0 308 81	<b>For high current cables</b> Base for cable ties
10	0 107 32	<b>Flat junctions</b> <b>Base junctions</b>  To tap-off to a profile smaller than 50 x 105
5	0 107 33	To tap-off to an 80 mm width trunking
5	0 107 42	<b>Accessories for separation partition</b> Allow bottom compartment cables to pass through the separation partition in case of a flat junction
5	0 107 43	 For 50 mm height separation partition
5	0 107 43	For 65 mm height separation partition
5	0 107 70	<b>Junctions for change of plane</b> To tap-off from wall to ceiling, for example to supply power to a luminaire
5	0 107 71	For cover 40 mm
5	0 107 72	For cover 65 mm
5	0 107 73	For cover 85 mm
5	0 107 73	For trunking Cat.No 0 104 24
5	0 107 71+ 0 106 90 0 107 72+ 0 106 90	<b>Junctions between floor duct and trunking</b> To tap-off to floor duct Cat.No 0 328 00 (p. 771)  For cover 65 mm
5	0 107 72+ 0 106 90	For cover 85 mm
5	0 106 98	<b>Wall feedthroughs</b> Provides a finish between the trunking and the wall
5	0 106 99	For trunking 80 to 150 mm width
5	0 106 99	For trunking 195 to 220 mm width