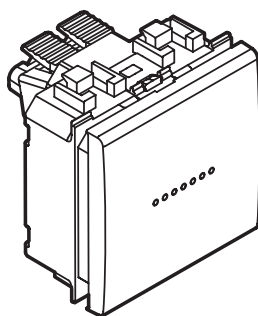
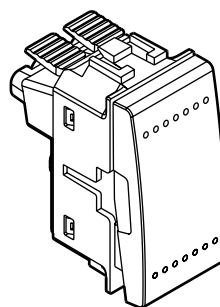


L4003A



N4053M2A



N4003A

1. USE

Rocker or axial control device for lighting and other control.

2. RANGE

Designation	Ref. 1 module	Ref. 2 modules	Type of control	
			Rocker	Axial
2-way switch 1 P 16 AX 250 VAC	L4003N	L4003M2N	x	
	N4003N	N4003M2N	x	
	NT4003N	NT4003M2N	x	
	L4003A	L4003M2A	x	
	N4003A	N4003M2A	x	
	NT4003A	NT4003M2A	x	
	L4003/O*		x	
	LN4003A*		x	
	L4053A	L4053M2A		x
	N4053A	N4053M2A		x
NT4053A	NT4053M2A		x	

Index of colour:

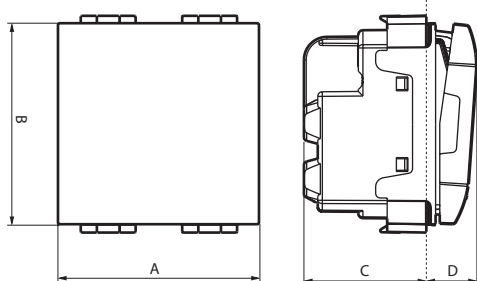
L : Anthracite

N : White

NT : Tech

*Reference without key cover

3. OVERALL DIMENSIONS (mm)



Rocker	A	B	C	D
1 module	21.8	43.8	25.5	11
2 modules	43.8	43.8	25.5	11

3. OVERALL DIMENSIONS (mm) (continued)

Axial	A	B	C	D
1 module	21.8	43.8	33.75	11
2 modules	43.8	43.8	28	11

4. CONNECTION

Automatic clamps.

Screw clamps for references: L/N/NT4003N
L4003/O

L/N/NT4003M2N

Stripping length (rigid or flexible cables): 12 mm for automatic clamps
9 mm for screw terminals

5. TECHNICAL CHARACTERISTICS

■ 5.1 Protection index

Penetration by solid bodies/liquid: IP 21 D

Impact test: IK 04

■ 5.2 Material characteristics

Material: Polycarbonate for mechanism case

ABS for key cover

Colour: White, Tech, Anthracite

Halogen free.

UV resistant.

Self-extinguishing:

- 850° C / 30 s for insulating parts holding live parts in place.

- 650° C / 30 s for other parts made of insulating materials.

■ 5.3 Electrical characteristics

Voltage: 250 VAC

Current: 16 AX

■ 5.4 Climatic characteristics

Storage and operating temperatures: - 5° C to + 35° C

6. CLEANING

Surface cleaning with a cloth.

Do not use: acetone, tar remover, trichloroethylene.

7. STANDARDS AND APPROVALS

Compliance with standards of installation and manufacturing.

Refer to e.catalogue.