



363911

One-family handsfree kit with: connected Classe 300X13E video internal unit in light finish with Wi-Fi connectivity, handsfree, Inductive Loop, 7" Touch screen LCD display and video door entry answering machine; LINEA 3000 pushbutton panel with zamak front cover, wide angle colour camera and proximity reader and with a kit of coloured key cards and two door lock release clear discs. Can be configured for one-family or two-family installations. It can manage a maximum of 20 key cards (125 KHz) for the electric door lock release (including the one for the system management). Nameplate lit by white LED. Can be wall or flush installed with specific accessories: (350020) flush mounted box with (343061) flush mounted accessory - to be purchased separately. Can be fitted with rainshield (343051) – to be purchased separately. The pushbutton panel has a protection index IP54 - protection index against mechanical impact IK10. Thanks to the Wi-Fi connectivity integrated in the video internal unit, it is possible to associate the device to the Door Entry App (available for Android and iOS). You can manage the main video internal unit functions (receiving calls, opening the door lock, activating the entrance panel/cycling and extra activations). The video internal unit has call audio/video memory and Inductive Loop function (to enable use by people wearing hearing aids fitted with T selector). It has capacitive keys for the control of the main video door entry functions: door lock release, handsfree connection, activation of entrance panel/camera scrolling and Favorite key (can be configured to activate the quick actions most frequently used - eg: staircase lights control, Intercom, additional activations). Access to configuration, adjustments and functions using the touch display with graphic interface. Wall-mounting or table-top installation with specific support (344632) - to be purchased separately.

Technical features


Numbers of calls	2
Series	Professional kits

Documentation

 [Instruction Sheet](#)

 [Catalogue](#)

Related products




350020

Plastic flush-mounting box 2 modules.




343061

Accessory frame suitable for the flush mounting installation of Linea 3000 entrance panels (343071 ...




343051

Rainproof roof accessory for Linea 3000 (343071 – 343081 – 343091) entrance panel. Can be installed ...




348261

Set made up of 2 programmable chips which can be programmed for Linea 3000 entrance panel door openi...



348260

Set made up of 6 coloured badges which can be programmed for Linea 3000 entrance panels door opening



343082

Spare part front cover for Linea 3000 video entrance panels 343081 and 343091.