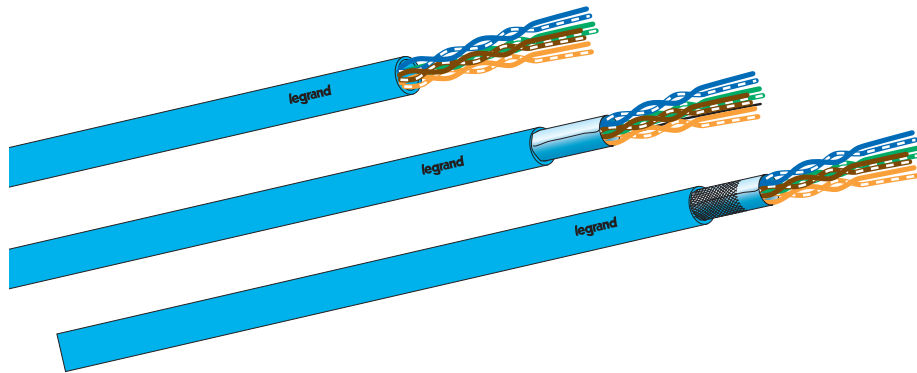


## Category 6 LSOH cables for LCS<sup>2</sup>

Catalogue number(s): **0 327 54/56/57/76**  
**0 328 56/59/61/63/71**



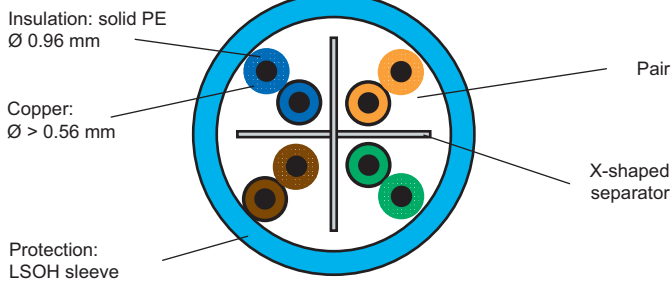
CONTENTS	Pages
1. Use and assembly	1
2. Description	1
3. Cable markings	1
4. Performance at 250 MHz	1
5. Technical and mechanical features	2
6. Electrical features at 20°	2
7. Ordering information	3
8. Environmental features	3
9. Standards and approvals	3

### 1. USE AND ASSEMBLY

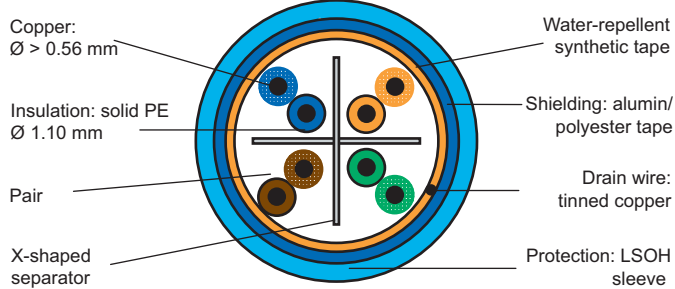
Cable for high-speed VDI transmission networks.

### 2. DESCRIPTION

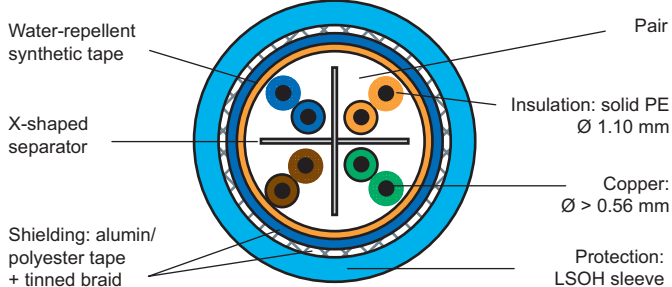
#### U/UTP 100 Ω



#### F/UTP 100 Ω



#### S/FTP 100 Ω



**Note:**

The conductive part of the shielding is located on the wire side

### 3. MARKING OF LEGRAND CABLES

Legrand  
Catalogue number  
Number of pairs  
Gauge  
Type  
Impedance  
Type of sleeve  
Category  
Conformity to standards  
VPN/NVP  
Batch number  
Measurement (remaining length)

### 4. PERFORMANCE AT 250 MHZ (standard ANSI/TIA 568-C.2)

Maximum attenuation (dB/100 m):	32.8
Minimum NEXT (dB):	38.3
PS NEXT (dB):	36.3
ACRF (dB/100 m):	19.8
PS ACRF (dB/100 m):	16.8
Return Loss (dB):	17.3

**5. TECHNICAL AND MECHANICAL FEATURES**

Catalogue number	0 327 54	0 327 56	0 327 57	0 327 76	0 328 56	0 328 59	0 328 61	0 328 63	0 328 71
Type	U/UTP	F/UTP	SF/UTP	F/UTP	F/UTP	SF/UTP	U/UTP	U/UTP	U/UTP
Type of sleeve	LSOH	LSOH	LSOH	LSOH	LSOH	LSOH	LSOH	LSOH	LSOH
Number of pairs	4	4	4	2 x 4	4	2 x 4	4	2 x 4	4
Assembly	Pairs	Pairs	Pairs	Pairs	Pairs	Pairs	Pairs	Pairs	Pairs
Diameter over insulation (mm)	1.02 ± 0.06	1.16 ± 0.05	1.16 ± 0.05	1.14 ± 0.05	1.16 ± 0.05	1.16 ± 0.05	1.02 ± 0.06	0,98	1.02 ± 0.06
Cable diameter (mm)	6.1 ± 0.3	7.1 ± 0.5	8.1 ± 0.3	7.4 ± 0.5 x 15.3 ± 1.0	7.1 ± 0.5	8.1 ± 0.3 x 16.3 ± 0.7	6.1 ± 0.3	6.00 x 18.10	6.1 ± 0.3
Weight of cable (kg/km)	35 to 41	42 to 55	57 to 66	53 to 82	42 to 55	117 to 135	35 to 41	90	35 to 41
Min. bending radius when laying (mm)	25	60	65	60	60	65	25	25	25
AWG gauge	23	23	24	23	23	23	23	23	23

**6. ELECTRICAL FEATURES AT 20°C**

Catalogue number	0 327 54	0 327 56	0 327 57	0 327 76	0 328 56	0 328 59	0 328 61	0 328 63	0 328 71
Type	U/UTP	F/UTP	SF/UTP	F/UTP	F/UTP	SF/UTP	U/UTP	U/UTP	U/UTP
Maximum linear resistance (ohm/km)	95 *	95 *	95 *	95 *	95 *	95 *	95 *	95 *	95 *
DC dielectric strength	1 KV/ 1 min *	1 KV/ 1 min *	1 KV/ 1 min *	1 KV/ 1 min *	1 KV/ 1 min *	1 KV/ 1 min *	1 KV/ 1 min *	1 KV/ 1 min *	1 KV/ 1 min *
Minimum insulation resistance (Mohm.km)	5000	5000	5000	5000	5000	5000	5000	5000	5000
Minimum propagation speed	> 65%	> 65%	> 65%	> 65%	> 65%	> 65%	> 65%	> 65%	> 65%
Characteristic impedance from 1 to 100 MHz	100 Ω ± 15%	100 Ω ± 15%	100 Ω ± 15%	100 Ω ± 15%	100 Ω ± 15%	100 Ω ± 15%	100 Ω ± 15%	100 Ω ± 15%	100 Ω ± 15%

\* According to standard IEC 61156-5

## 7. ORDERING INFORMATION

Catalogue number	0 327 54	0 327 56	0 327 57	0 327 76	0 328 56	0 328 59	0 328 61	0 328 63	0 328 71
Type	U/UTP	F/UTP	SF/UTP	F/UTP	F/UTP	SF/UTP	U/UTP	U/UTP	U/UTP
Colour	Blue RAL 5015	Blue RAL 5015	Blue RAL 5015	Blue RAL 5015	Blue RAL 5015	Blue RAL 5015	Blue RAL 5015	Blue RAL 5015	Blue RAL 5015
Pack (m)	305	500	500	500	305	500	500	500	1000
Packaging	Box	Reel	Reel	Reel	Reel in box	Reel	Reel	Reel	Reel

## 8. ENVIRONMENTAL FEATURES

Storage and transport temperature: 0 to + 50°C

Usage temperature: – 20 to + 60°C

Fire resistance: IEC 60332-1

## 9. STANDARDS AND APPROVALS

Cat. 6, 250 MHz  
ANSI/TIA 568-C.2  
EN 50173  
EN 52288  
IEC 11801  
IEC 61156-5